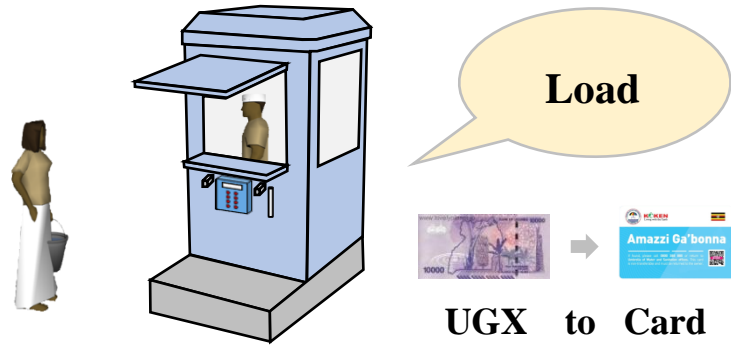


User Manual for iTap

1

Load cash onto your card at the kiosk



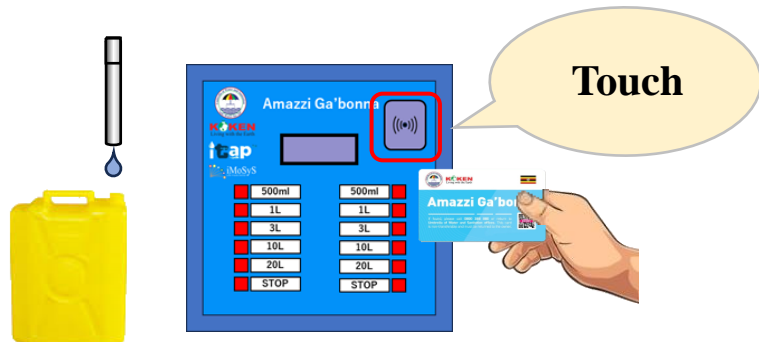
2

Press the button for desired purchase volume



3

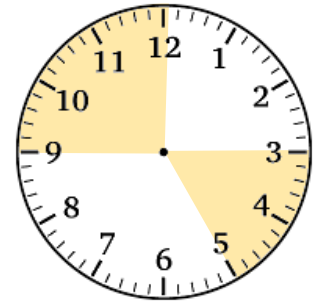
Touch the card on the sensor to draw water



【 Kiosk Attendant Work Schedule 】

Working days : **Sunday, Wednesday, Friday**

Working hours : **9:00 – 12:00, 15:00 – 17:00**



【 Price List 】

500ml	5 UGX
1L	10 UGX
3L	20 UGX
10L	50 UGX
20L	100 UGX

For more details, please call customer care on

- ✓ **Umbrella of Water and Sanitation-Central**
- ✓ **TEL** 0800 388 880
- ✓ **Website** www.mwe.go.ug
- ✓ **E mail** uws-central@mwe.go.ug
- ✓ **Twitter** @CentralUmbrella
- ✓ **Address** Kayunga Water Office



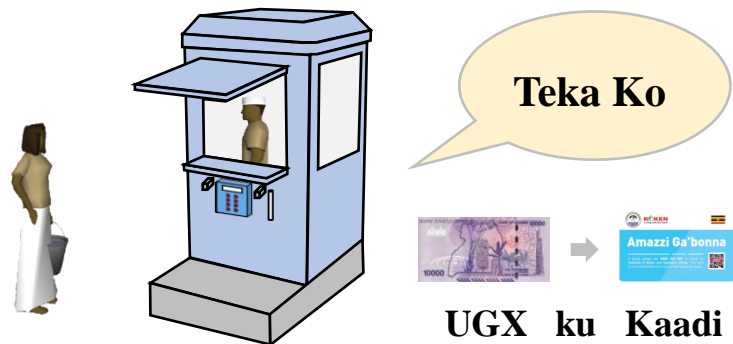
Amazzi Ga'bonna
-Safe Water for all-



Enkozesa ya iTap

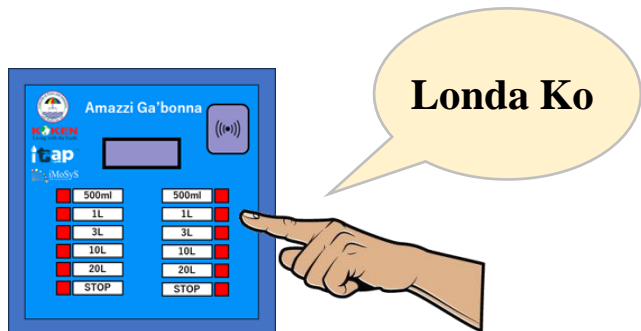
1

Teka sente ku kaadi yo ku kayumba kaffe



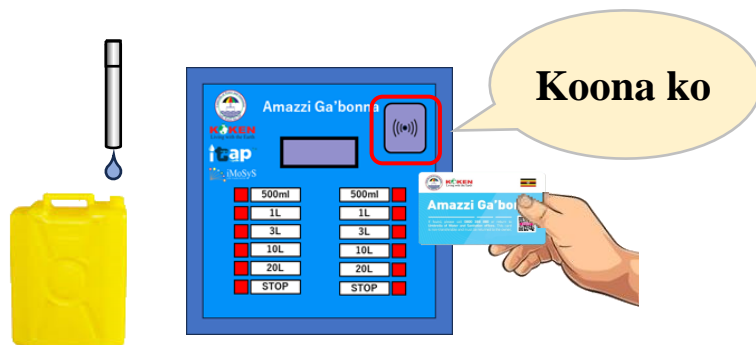
2

Londa ko ekipimo ky'oyagala okugula



3

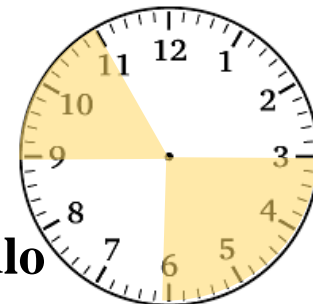
Koona ko kaadi yo ku seensa



【 Tuggulawo ddi 】

Enaku: Sande, Olw'okusatu, Olw'okutaano

Essaawa: 3:00 – 6:00 kumakya, 9:00 – 11:00 eggulo



【 Beyi y'amazzi 】

500ml	5 UGX
1L	10 UGX
3L	20 UGX
10L	50 UGX
20L	100 UGX

Ebisingawo, yogera ko naffe:

- ✓ **Ekitongole** Umbrella of Water and Sanitation-Central
- ✓ **Esimu** 0800 388 880
- ✓ **Omukutu Omulala** www.mwe.go.ug
- ✓ **Omukutu Omulala** uws-central@mwe.go.ug
- ✓ **Twitter** @CentralUmbrella
- ✓ **Tusangibwa Ku** Office Y'amazzi e Kayunga



Amazzi Ga'bonna
-Safe Water for all-

